


# 2016 OPEN ENROLLMENT PERIOD

## JANUARY MARKETPLACE ENROLLMENT HIGHLIGHTS

Interim data on enrollment-related activity in the health insurance Marketplaces during the first part of the 2016 Open Enrollment Period (OEP; 11-1-15 to 12-26-2015) for all 50 states and the District of Columbia. Some numbers may not add to totals due to rounding. Please see ASPE issue brief ["Health Insurance Marketplaces 2016 Open Enrollment Period: January Enrollment Report"](#) for more details.

### 2016 MARKETPLACE ENROLLMENT OVERALL

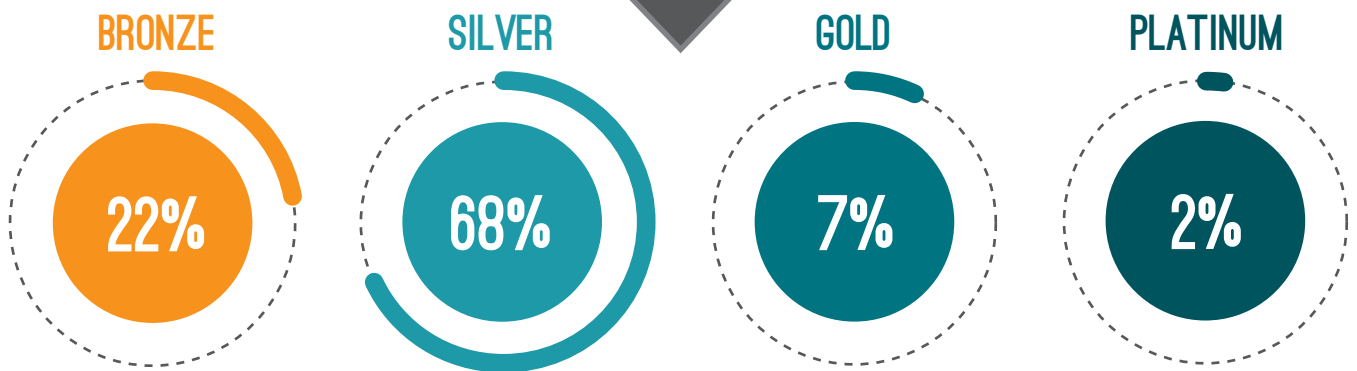
**11.3 MILLION** INDIVIDUALS SELECTED OR WERE AUTOMATICALLY RE-ENROLLED IN A 2016 MARKETPLACE PLAN AS OF DECEMBER 26, 2015.



**3.0 MILLION**  
NEW CONSUMERS


**8.2 MILLION**  
RE-ENROLLEES

### DISTRIBUTION OF PLAN SELECTION BY METAL LEVEL

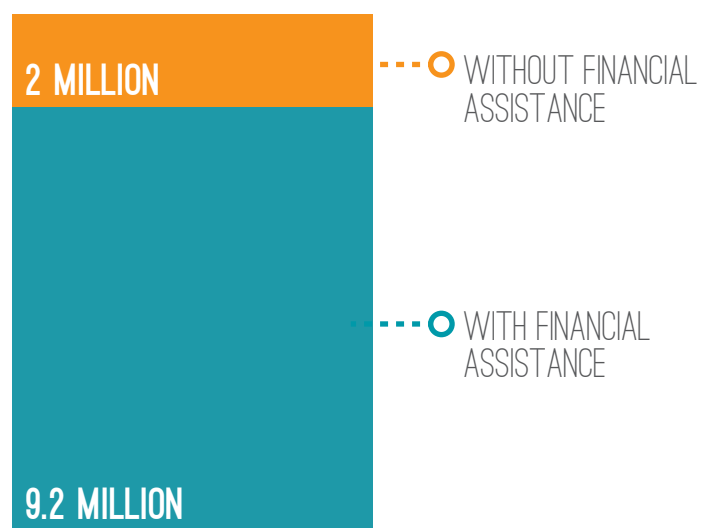


Catastrophic accounts for less than 1%

### AGE BREAKDOWN



### FINANCIAL ASSISTANCE\*



\*defined as qualifying for advance premium tax credits

JANUARY 11TH, 2016

Source: Office of the Assistant Secretary for Planning and Evaluation (ASPE). January 7, 2016. "Health Insurance Marketplaces 2016 Open Enrollment Period: January Enrollment Report." ASPE Data File. Washington DC: US Department of Health and Human Services. Accessed January 11, 2016. Available at <https://aspe.hhs.gov/pdf-report/health-insurance-marketplaces-2016-open-enrollment-period-january-enrollment-report>



@SHADAC