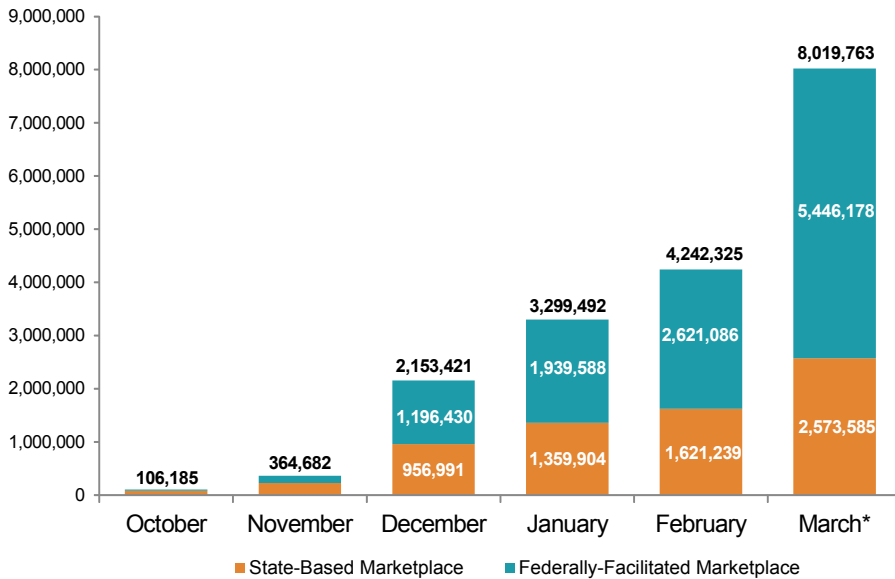



# Marketplace Open Enrollment Period Highlights

- Update May 5, 2014 -

Marketplace Enrollment by Month

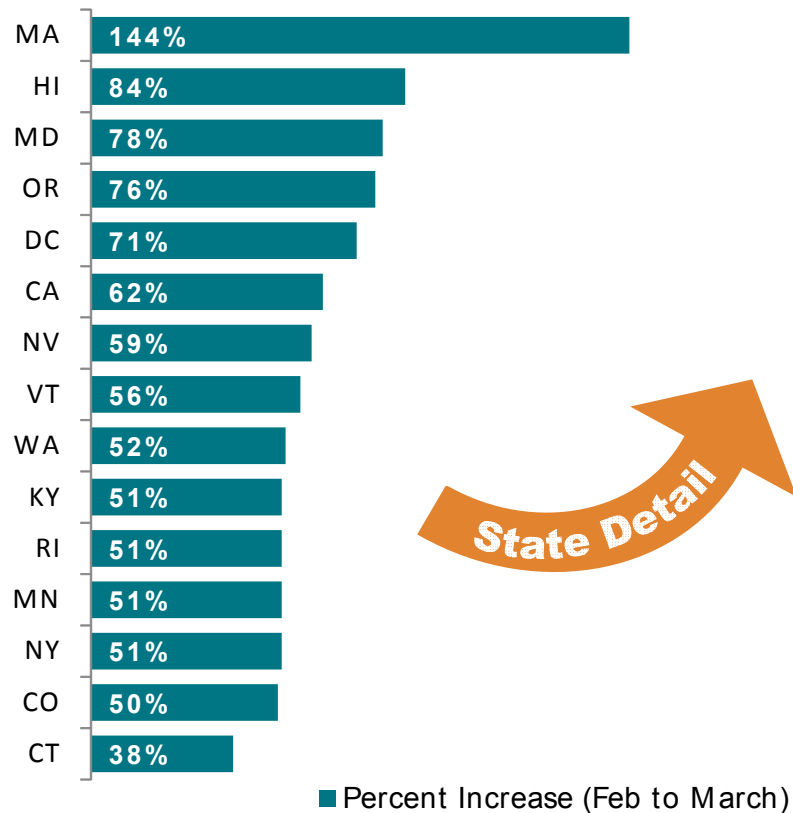


**6.8 Million**



enrollees will receive federal financial assistance in paying for their premiums

Feb to March\* Enrollment Increases by State-Based Marketplaces

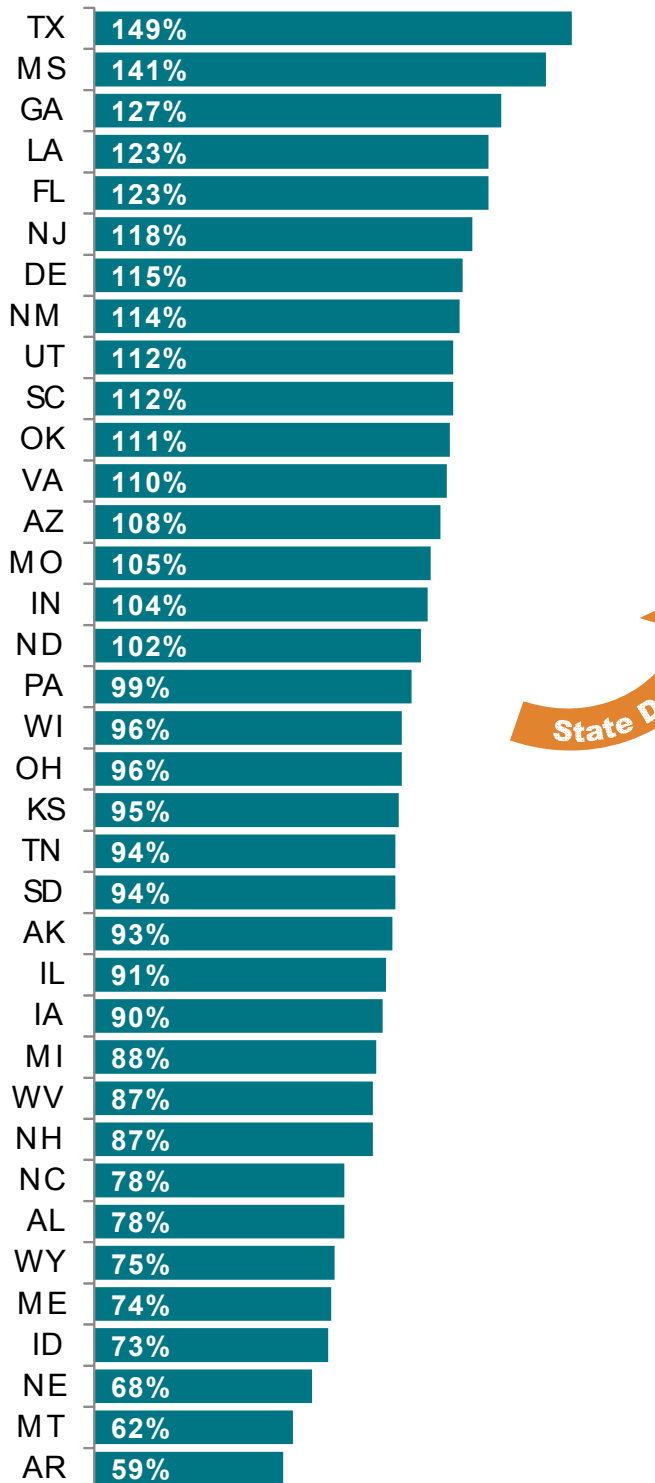


State	Final Enrollment Count*	February Enrollment Count
Massachusetts	31,695	12,965
Hawaii	8,592	4,661
Maryland	67,757	38,070
Oregon	68,308	38,806
DC	10,714	6,249
California	1,405,102	868,936
Nevada	45,390	28,535
Vermont	38,048	24,326
Washington	163,207	107,262
New York	370,451	244,618
Minnesota	48,495	32,030
Rhode Island	28,485	18,902
Kentucky	82,747	54,945
Colorado	125,402	83,469
Connecticut	79,192	57,465

\* "Final Open Enrollment" represents the number of individuals who selected a marketplace plan during the first open enrollment period (October 1, 2013 through March 31, 2014), including "Special Open Enrollment Activity" through April 19, 2014.

Data Source: US Department of Health and Human Services, Office of the Assistant Secretary for Planning and Evaluation.

## Feb to March\* Enrollment Increases by Federally-Facilitated Marketplaces



State	Final Enrollment Count*	February Enrollment Count
Texas	733,757	295,025
Mississippi	61,494	25,554
Georgia	316,543	139,371
Florida	983,775	442,087
Louisiana	101,778	45,561
New Jersey	161,775	74,370
Delaware	14,087	6,538
New Mexico	32,062	15,012
South Carolina	118,324	55,830
Utah	84,601	39,902
Oklahoma	69,221	32,882
Virginia	216,356	102,815
Arizona	120,071	57,611
Missouri	152,335	74,469
Indiana	132,423	64,972
North Dakota	10,597	5,238
Pennsylvania	318,077	159,821
Ohio	154,668	78,925
Wisconsin	139,815	71,443
Kansas	57,013	29,309
South Dakota	13,104	6,765
Tennessee	151,352	77,867
Alaska	12,890	6,666
Illinois	217,492	113,733
Iowa	29,163	15,346
Michigan	272,539	144,587
New Hampshire	40,262	21,578
West Virginia	19,856	10,599
Alabama	97,870	55,034
North Carolina	357,584	200,546
Wyoming	11,970	6,838
Maine	44,258	25,412
Idaho	76,061	43,861
Nebraska	42,975	25,582
Montana	36,584	22,542
Arkansas	43,446	27,395

■ Percent Increase (Feb to March)

\* "Final Open Enrollment" represents the number of individuals who selected a marketplace plan during the first open enrollment period (October 1, 2013 through March 31, 2014), including "Special Open Enrollment Activity" through April 19, 2014.